

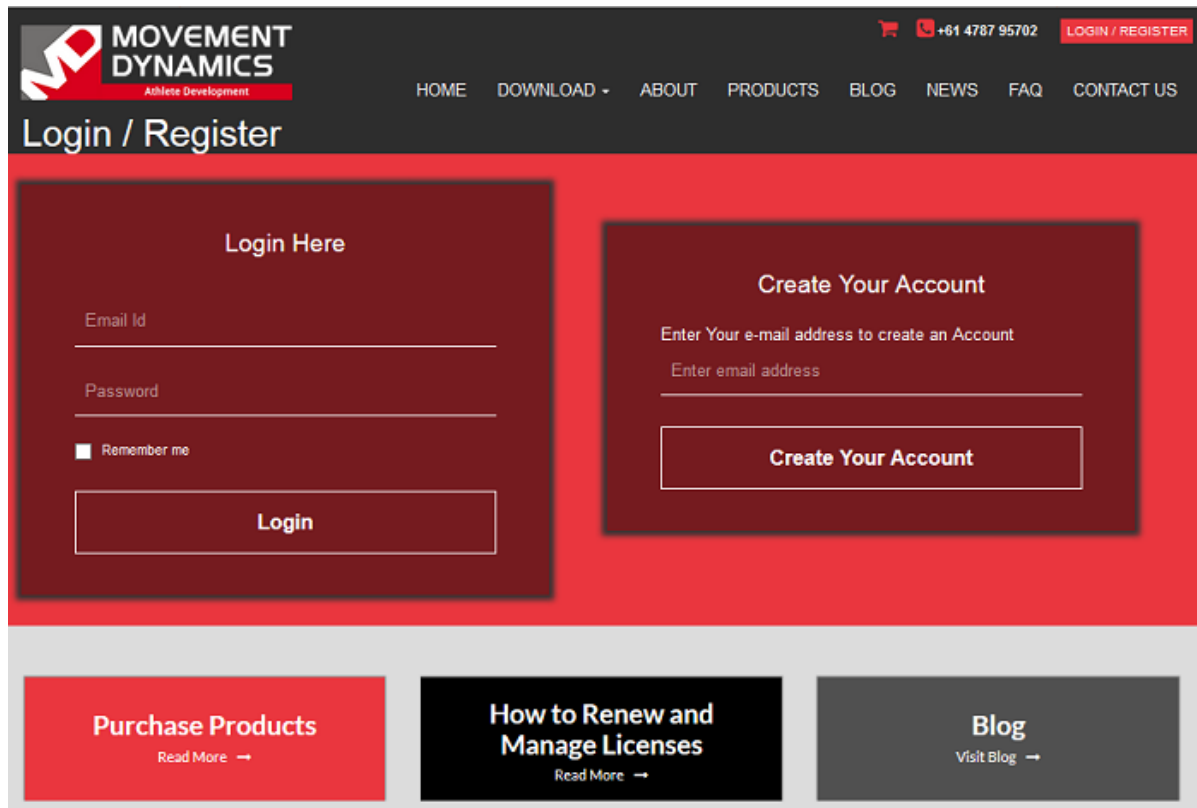
## License Renewal

**IT IS NOT POSSIBLE TO RENEW LICENSES THAT HAVE EXPIRED.**

**A FULL PURCHASE WILL BE REQUIRED IF THE LICENSE IS NOT RENEWED ON TIME. PLEASE CHECK YOUR SPAM EMAILS TO KEEP UP-TO-DATE ON THESE REMINDER EMAILS.**

**WE WILL SEND THE REMINDER TO THE EMAIL IN YOUR PROFILE PAGE – PLEASE ENSURE THAT THIS IS UP-TO-DATE**

1. Please open the Admin login area (Image 1)



The screenshot shows the 'Login / Register' page of the Movement Dynamics website. The page has a dark red header with the company logo and navigation links. Below the header, there are two main sections: 'Login Here' and 'Create Your Account'. The 'Login Here' section includes fields for 'Email Id' and 'Password', a 'Remember me' checkbox, and a 'Login' button. The 'Create Your Account' section includes a field for 'Enter email address' and a 'Create Your Account' button. At the bottom of the page, there are three promotional buttons: 'Purchase Products', 'How to Renew and Manage Licenses', and 'Blog'.

*Image 1*

2. Enter your email address and password. Click Login.

The Profile page should open. (image2). This area will list your details and your License code for Movement Library Player.

**Profile**

🏠 Profile

🔍 Summary

✉ Users

🚪 Logout

**Basic Information**

Mr mdaust01@gmail.com

Allan ••••••

Test ••••••

0000-00-00

**Billing Address**

Kelvin Darwin

Test NSW

Company 2378

601 Rollswood India

Bridgeman 0478795611

Additional Info 0472343234

*Image 2*

3. Click **SUMMARY** on left side menu to open Summary page (Image 3). This page will list your products and their expiry date along with an 'Action' button.

🏠 Profile

🔍 Summary

✉ Users

🚪 Logout

2 products will expire on 12/02/2019

Action	Licence Summary	Order Date	Expiry Date	Users
<input type="checkbox"/>	5in5 Pack 01 - Modules 1-6 X 2	12/02/2018 14:24:22	12/02/2019	john smith

*Image 3*

4. Select the products you want to renew by ticking the 'Action' box on the left of the title and press "Renew" button at the bottom of the list. (Image 3)
5. Checkout page will open, showing prices for renewals and payment options. (Image 4)

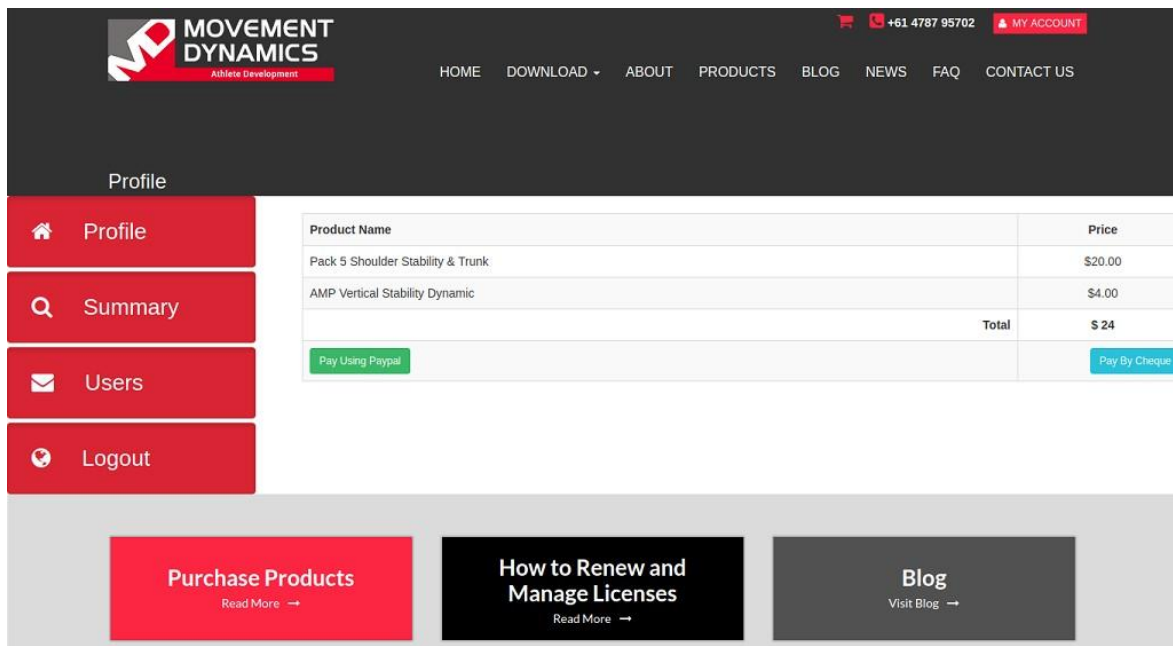


Image 4

If you pay by PayPal the renewal is automatic.

- If you want to pay by cheque, click Pay by cheque. Confirmation page will be shown (Image 5)

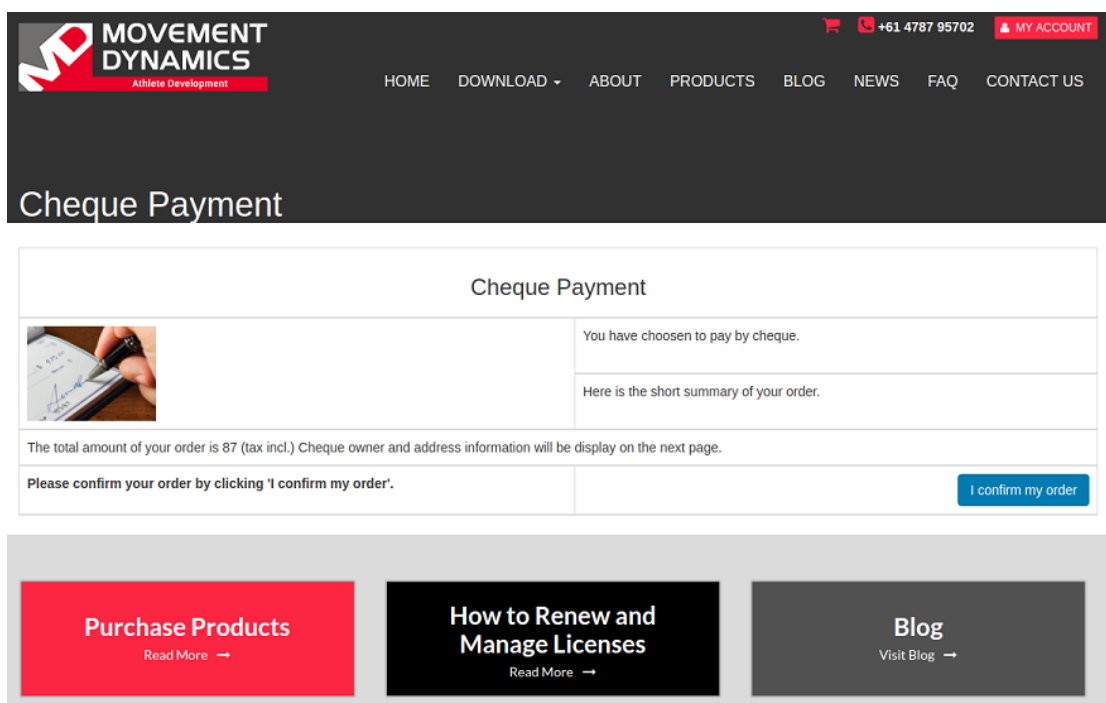


Image 5

- Press "I confirm my order" button to confirm the purchase. Page with Post address and payable name will be shown. (Image 5)
- You will receive an Invoice with the payment details. If your renewal order / invoice requires a Purchase Order number on it, please email it through to info@movementdynamics.com or [sales@movementdynamics.com](mailto:sales@movementdynamics.com) along with the details of

your renewal requirements. Please send the cheque by post to the address shown on page. The products will be renewed after cheque or bank transfer is cleared.

9. Once payment is completed (PayPal or Pay by Cheque) the license will automatically be renewed, and the Player will work as before.

