

## License Renewal

**IT IS NOT POSSIBLE TO RENEW LICENSES THAT HAVE EXPIRED. A NEW, FULL PURCHASE WILL BE REQUIRED IF THE LICENSE IS NOT RENEWED ON TIME. PLEASE CHECK YOUR SPAM EMAILS TO KEEP UP-TO-DATE ON THESE REMINDER EMAILS.**

1. Please open the Admin login area (Image 1)  
<http://www.movementdynamics.com/login.php>

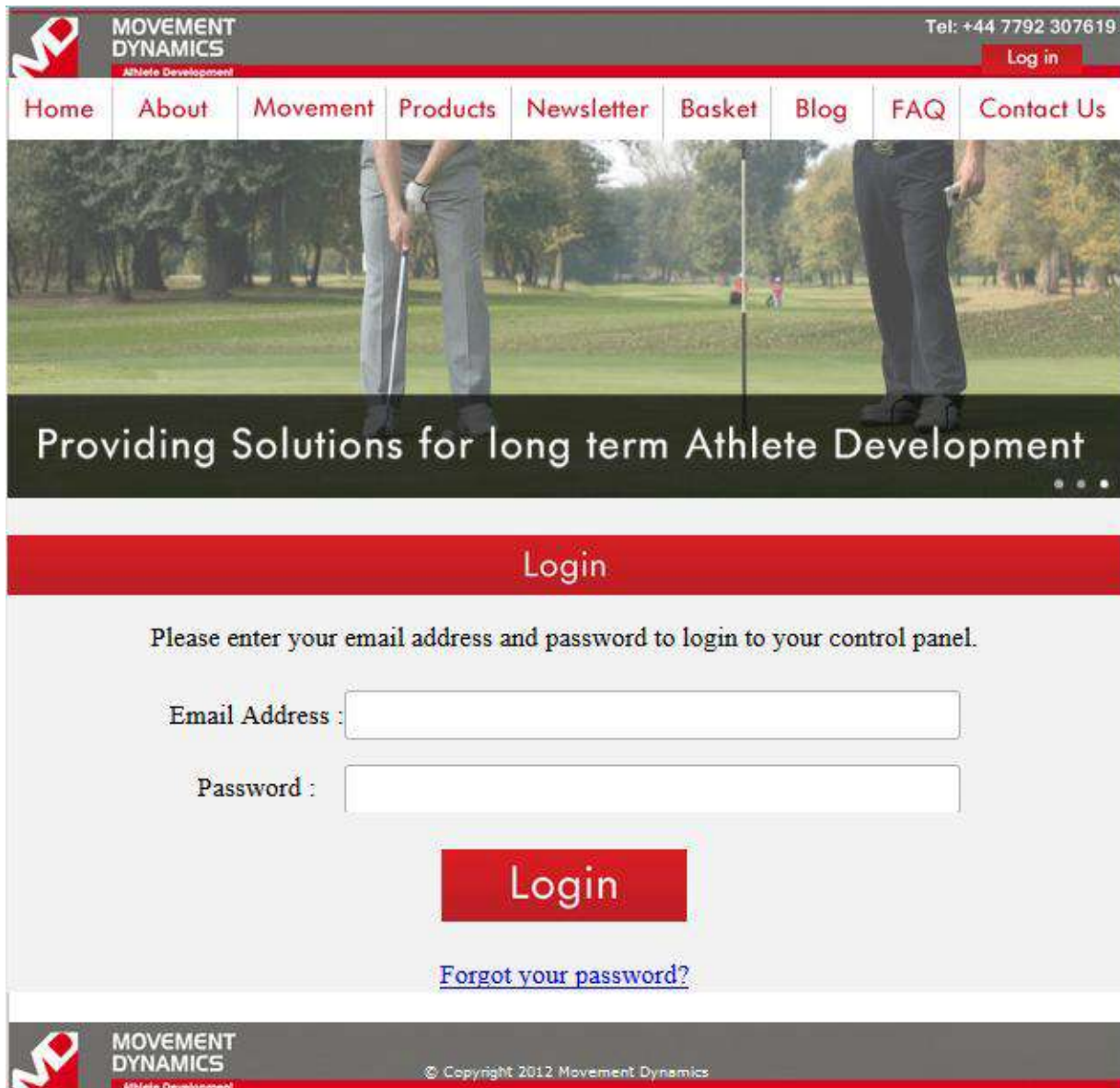


Image 1

2. Enter your email address and password. Click Login.
3. The **Profile** page should open. (image2). This area will list your details and your License code for Movement Library Player.

# Providing Solutions for long term Athlete Development

**Profile** 

**Summary** 

**Users** 

**Logout** 

### Your Personnel Information

First Name	<input type="text"/>	Email Address	<input type="text"/>
Last Name	<input type="text"/>	Date of Birth	<input type="text"/>


### Your Address

First name	<input type="text"/>	Last name	<input type="text"/>
Address 1	<input type="text"/>	Address 2	<input type="text"/>
Town/City	<input type="text"/>	Zip/Postal Code	<input type="text"/>
Country	<input type="text"/>		
Additional Information	<input type="text"/>		
Home Phone	<input type="text"/>	Mobile Phone	<input type="text"/>

**Movement Library Player license : Pj5q-oKPV-Vnf6-zH47**

Image 2

4. Click **Summary** on left side menu to open Summary page (Image 3). This page will list your products and their expiry date.




**MOVEMENT DYNAMICS**  
Athlete Development

Tel: +44 7792 307619

[Log in](#)


[Home](#)
[About](#)
[Movement](#)
[Products](#)
[Newsletter](#)
[Basket](#)
[Blog](#)
[FAQ](#)
[Contact Us](#)




Providing Solutions for long term Athlete Development

Profile 

Summary 

Users 

Logout 

	Licence Summary	Expiry Date	Users
<b>5in5</b>			
<b>Licences : 0</b>			
<b>PES</b>			
<input checked="" type="checkbox"/>	PES Pack 2 - Stability	19th August, 2014	not active
<input type="checkbox"/>	PES Pack 6 - Upper Body (2)	19th August, 2015	not active
<b>Licences : 2</b>			
<b>ADD</b>			
<input checked="" type="checkbox"/>	02 - Vertical Stability - Co-contraction	19th August, 2015	not active
<input type="checkbox"/>	01 - Additional Movement Puzzles	31st December, 2014	not active
<input type="checkbox"/>	02 - Vertical Stability - Co-contraction	31st December, 2016	not active
<input checked="" type="checkbox"/>	07 - The Hinge	31st December, 2014	not active
<input checked="" type="checkbox"/>	08 - Leg Circuits	31st December, 2015	not active
<input type="checkbox"/>	09 - Single Leg Journey	31st December, 2014	not active
<input type="checkbox"/>	03 - Vertical Stability - In Place	17th January, 2014	not active
<b>Licences : 13</b>			
<a href="#" style="background-color: #c00; color: white; padding: 5px 15px; border-radius: 5px;">Renew</a>			



**MOVEMENT DYNAMICS**  
Athlete Development

© Copyright 2012 Movement Dynamics

Image 3

5. Select the products you want to renew by ticking the relevant box on the left of the title and press “Renew” button at the bottom of the list. (Image 3)

6. Checkout page will open, showing prices for renewals and payment options. (Image 4)




Image 4

7. If you want to pay by PayPal or Credit/Debit Card, click “Pay with your card or your Paypal account”. After the payment you'll be automatically redirect to thank you page (Image 5). Products will be renewed instantly.

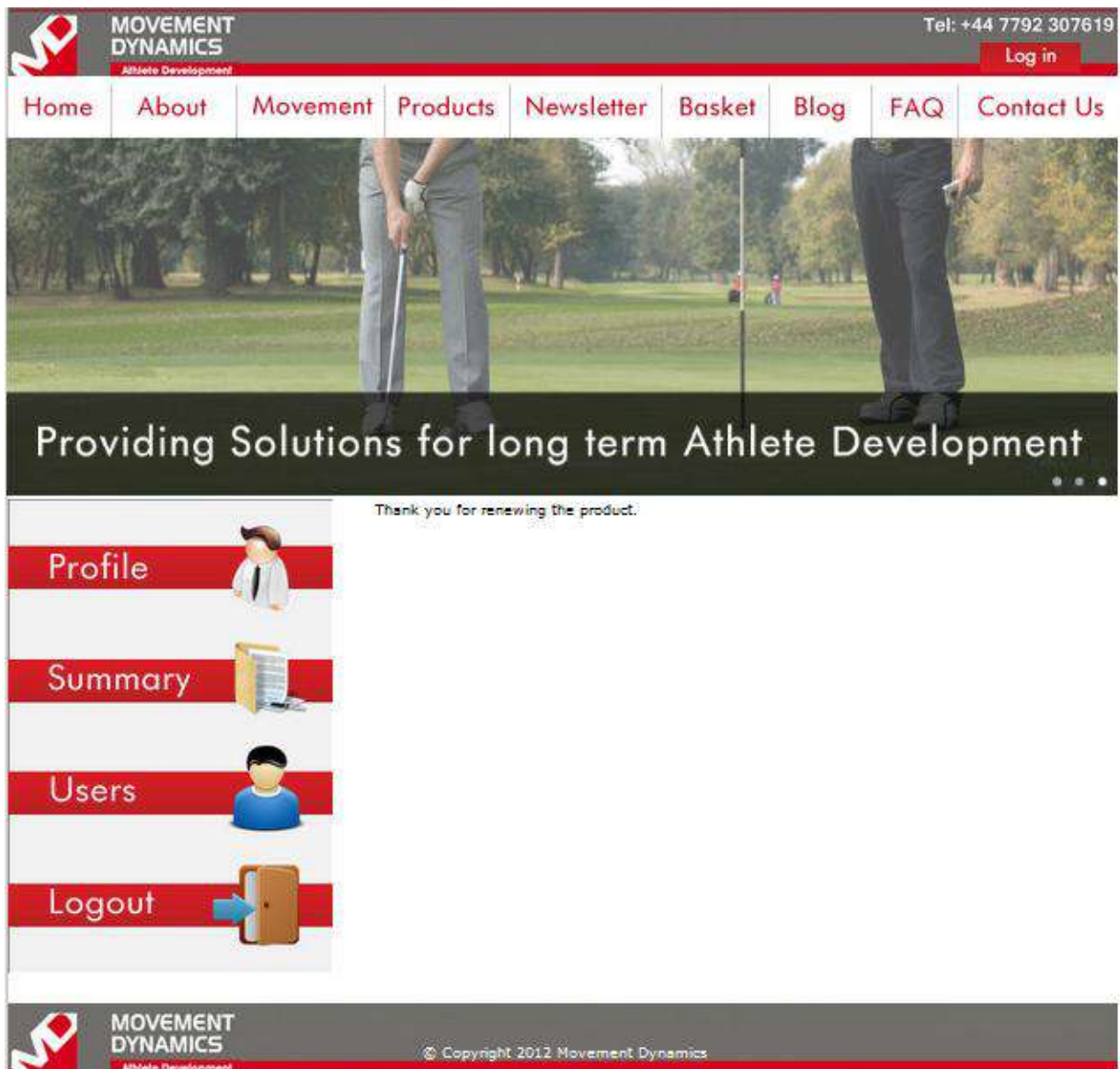


Image 5

8. If you want to pay by cheque, click "Pay by cheque". Confirmation page will be shown. (Image 6)

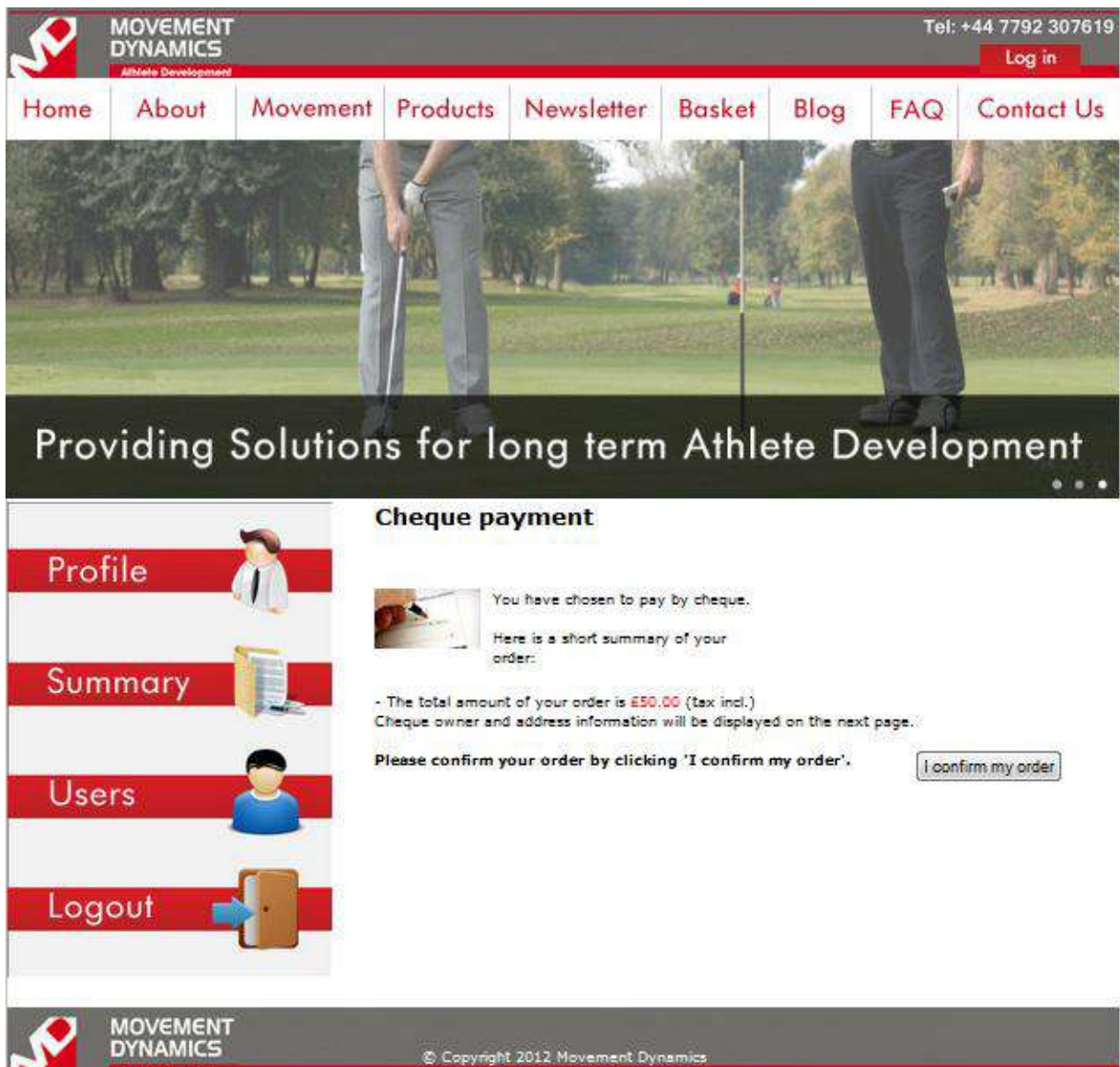


Image 6

9. Press "I confirm my order" button to confirm the purchase. Page with Post address and payable name will be shown. (Image 7)

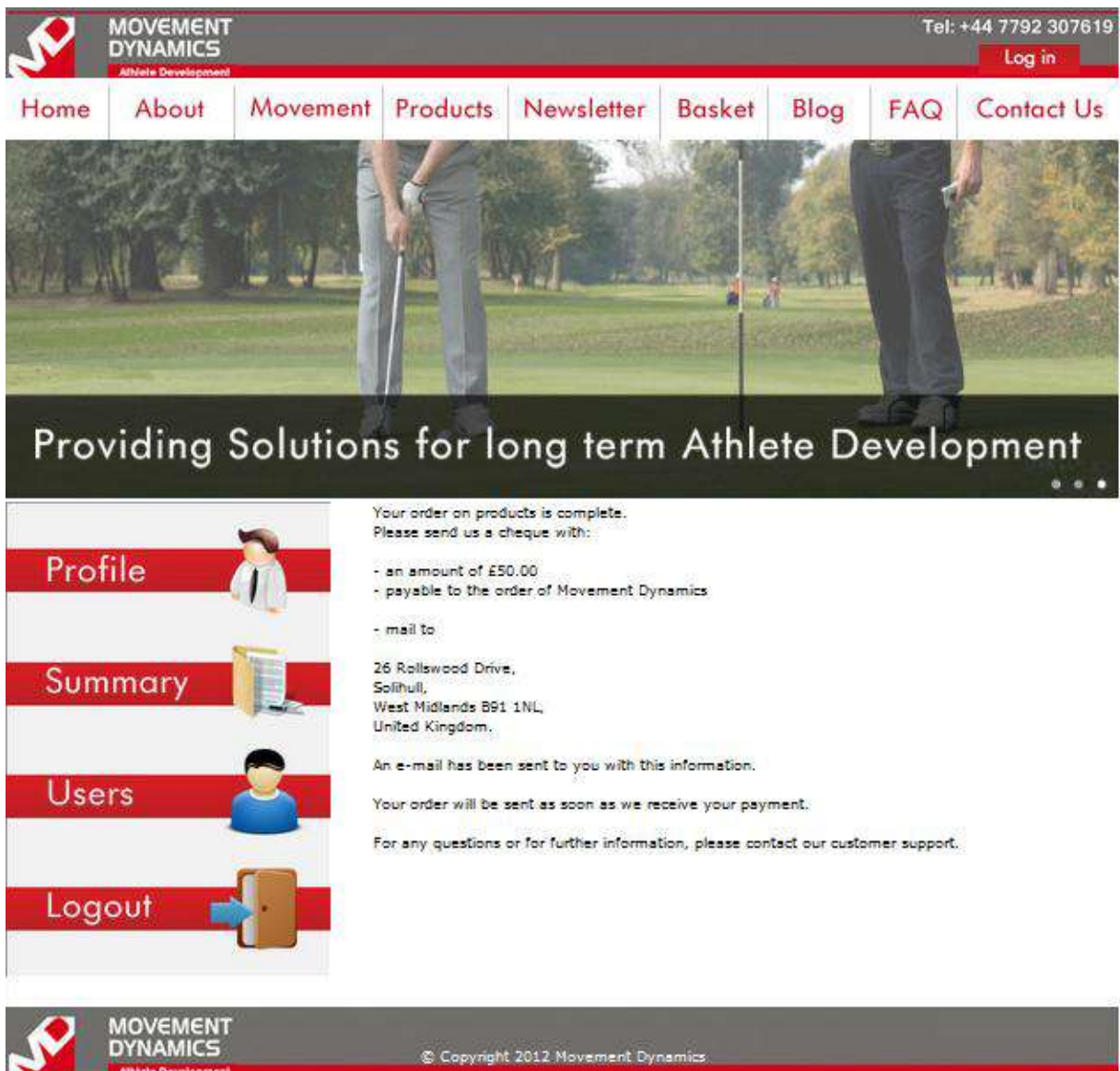


Image 7

10. Please send the cheque by post to the address shown on page. The products will be renewed after cheque is cleared.

11. Once payment is completed (PayPal or cheque) the license will automatically be renewed and the Player will work as before.

12. It is important to regularly open the Player when you are online so that it can 'speak' (Data Sync) (Image 8) to the Movement Dynamics server for any video updates; version updates; and, importantly, after you have renewed any licenses.



Image 8